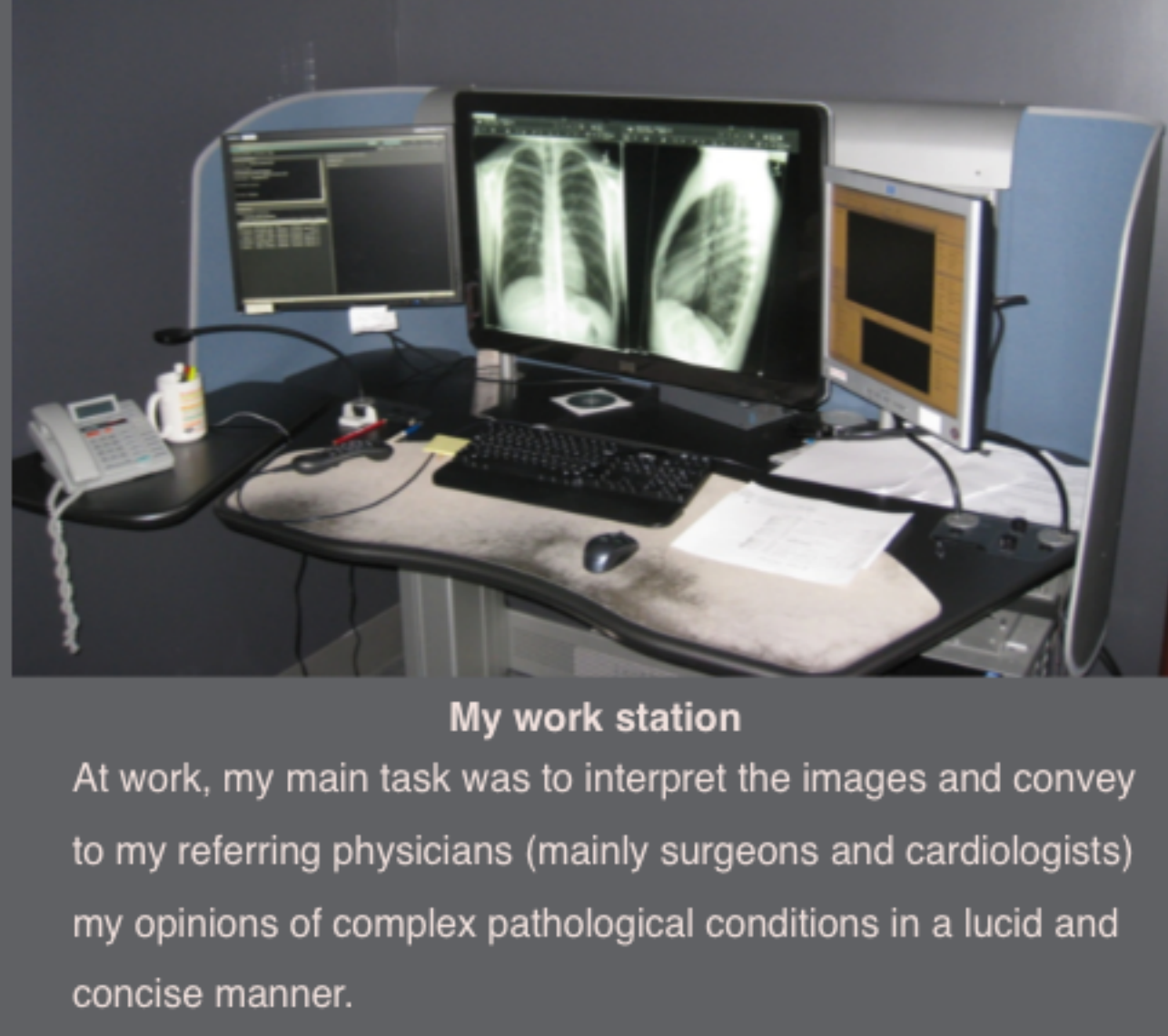


# MOHAMED HIRJI FINE ART

## My Artistic Journey

By: Mohamed Hirji

Being a diagnostic radiologist, in my profession, I dealt with images of the human body.



### My work station

At work, my main task was to interpret the images and convey to my referring physicians (mainly surgeons and cardiologists) my opinions of complex pathological conditions in a lucid and concise manner.

To me this was a challenge to express in words and so I resorted to diagrams as shown below.

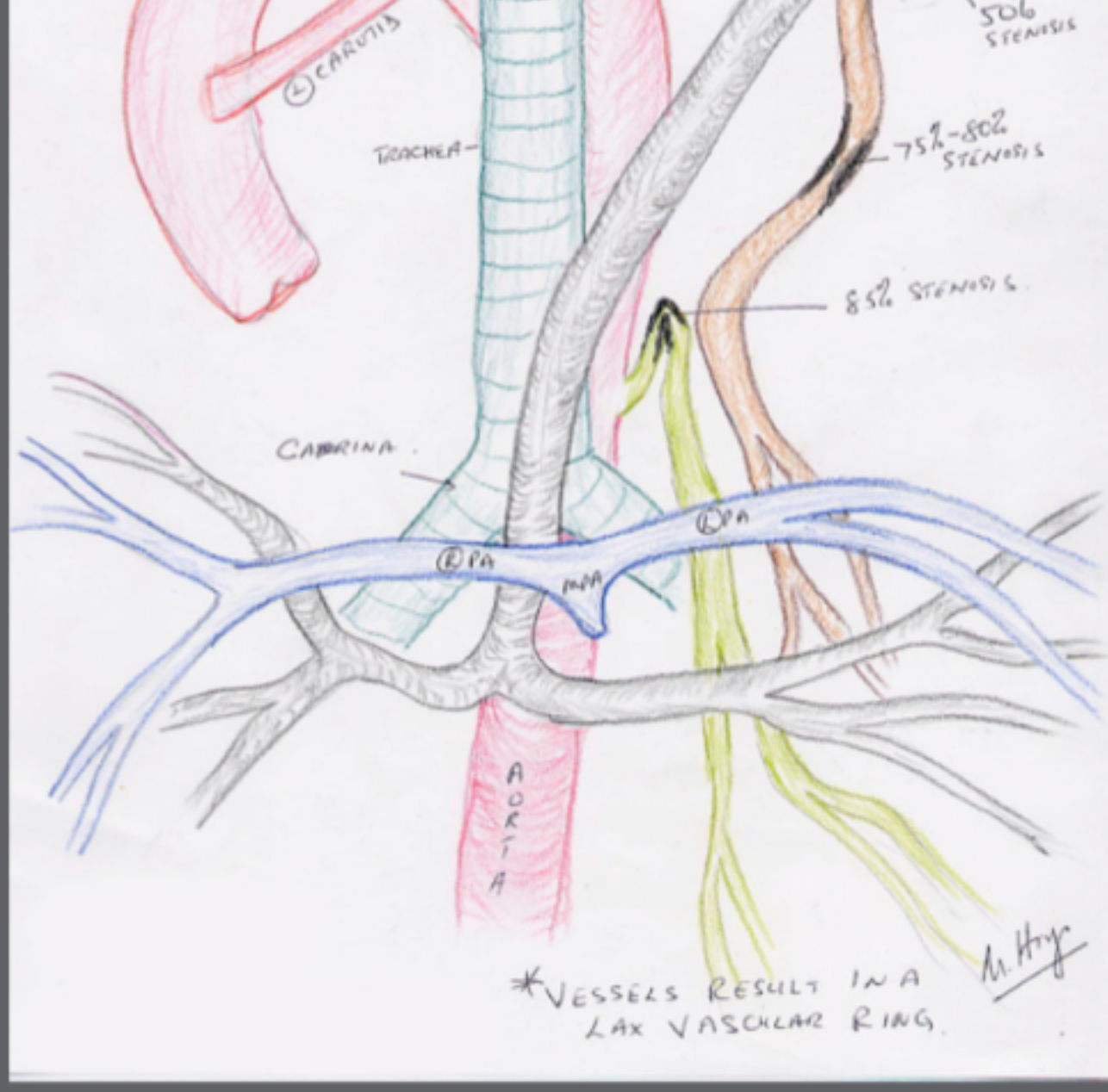
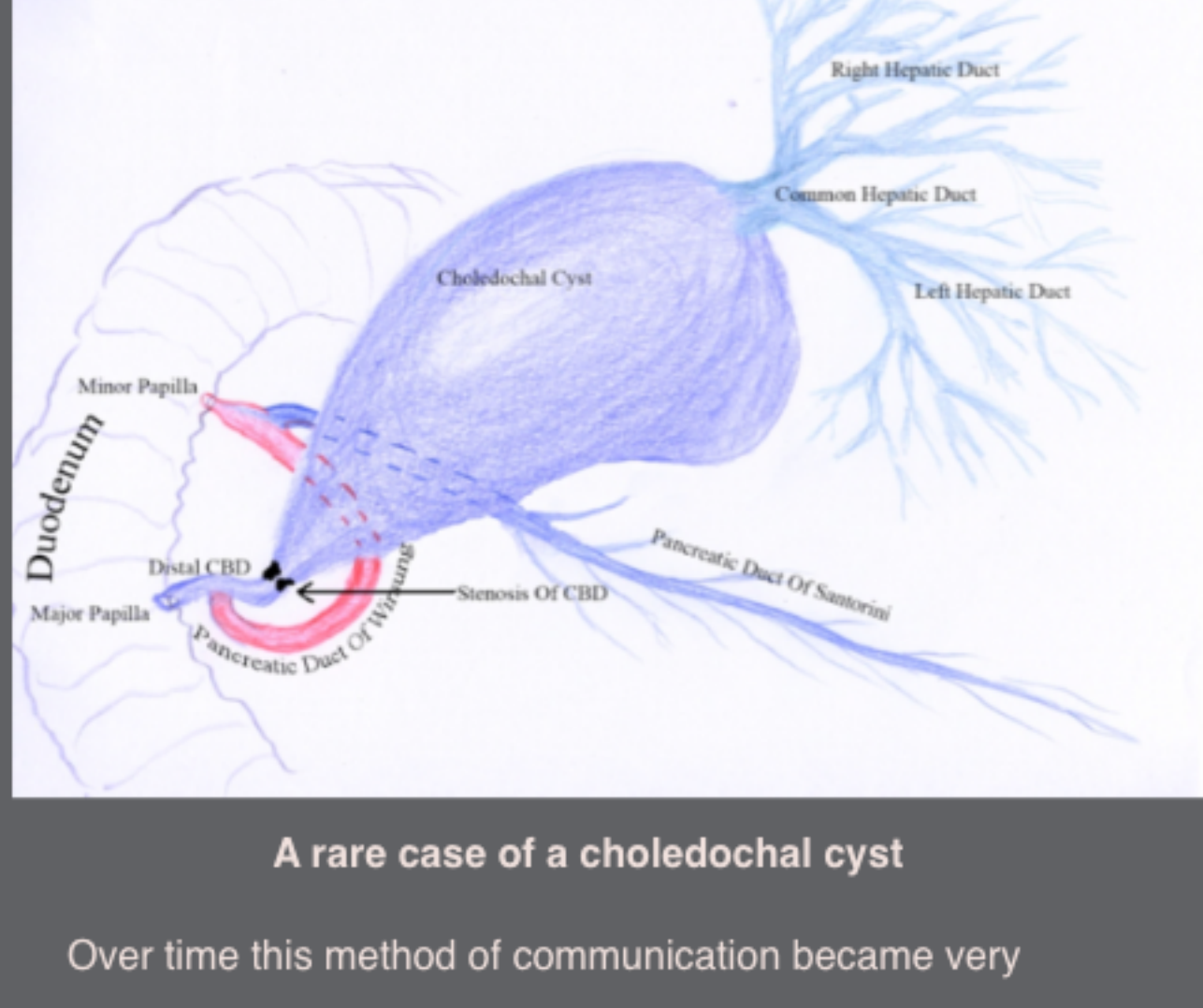


Diagram showing a right aortic arch with pulmonary atresia, multiple aorto-pulmonary connections, and an aberrant subclavian artery resulting in a lax vascular ring.



### A rare case of a choledochal cyst

Over time this method of communication became very beneficial to the referring physicians, so much so that the clinicians would insist on these diagrams and the surgeons would have these images projected in the operating room as a road map to guide their surgeries. In time, I became quite proficient at drawing and thus developed painting as a hobby.

I started reading about the various principles of art and was pleasantly surprised to discover that most of these like colour mixing, perspective etc. were firmly rooted in physics and other branches of science and therefore were easy for me to master.

Soon I was addicted and started taking art courses, joined local art clubs, and attended several workshops.

As a radiologist observational skills which came naturally to me, (thanks to my profession). These skills led me to appreciate nature as I had never done before. I realised that on a clear day, the sky was not the same blue colour from the zenith to the horizon or that the colours of the mountains changed as I came closer to them. The trees in summer were all different shades of green etc.

Intitally I started painting from reference photographs In my studio. I would have a collage of photographs to gather some ideas and inspiration then attempt to come up with a pleasing design.



### Two different photographs used to design and paint "The Lake Cottage"



### Series of drawings and value sketches before the watercolour painting of "Spitrit Island, Jasper."

As I gained proficiency, I branched out from watercolours to different media namely acrylics, oils and pastels.

During my stint as a radiologist I enjoyed teaching. As a result I have carried on that passion to teach paintings to adults by offering painting classes.

To further challenge myself, I have now embarked on en plein air painting (painting outdoors) which requires quick thinking, rapid colour mixing and swift execution of painting before the light, shadows and conditions change.



### En plein air painting "Bow Falls, Banff National Park."

I do hope this was informative.

Mohamed Hirji  
hirjiart.com.  
mhirji@ualberta.ca