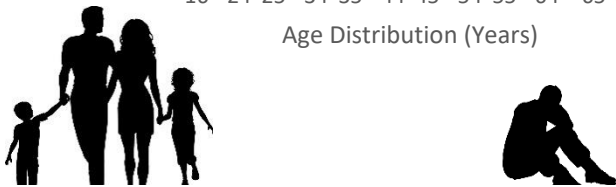
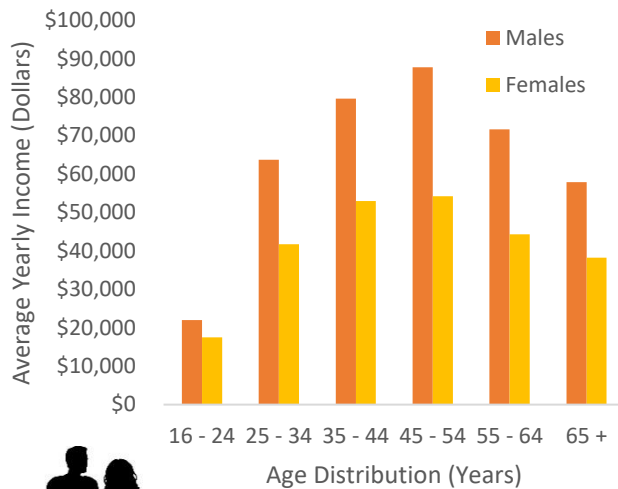


Income Distribution in Alberta

Females in Alberta have a lower income than males on average. Urban individuals have a higher income on average. Couple families tend to make the most money along with males and females aged 45-54 years. Additionally, individuals with a post secondary education tend to make more on average than individuals with no post-secondary education.

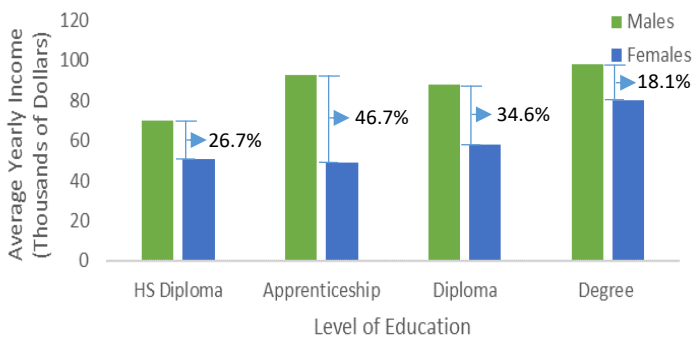
Income distribution by age and sex in Alberta (2017).
Data excludes zeroes.



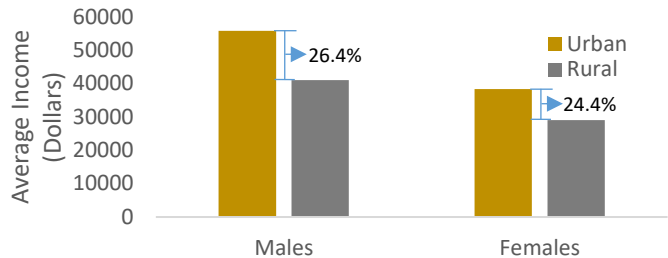
The Low Income Measure, reported by Statistics Canada, defines low income as any family whose household income is less than half of the median after-tax income.

In 2018 **7.3%** (n = 316,000) of Albertans were in low income

From 2010 to 2017 it was found that **1.2%** of low income individuals had been in low income for at least **8 years**.

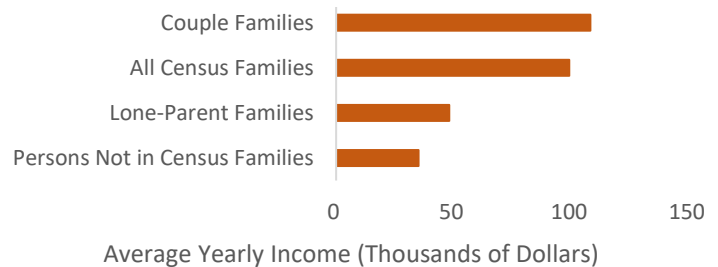


Average after tax income in 2015 among 2016 census recipients by sex and geography.



In Canada the Market Basket Measure is used to determine the threshold of poverty. For rural families the threshold is **\$40,073** and for urban it is **\$39,171**.

Average yearly income by family type (2017).



Income distribution by census subdivision, (2016).

