



Undergraduate Students' Perspective  
Survey April, 2019

Results compiled by Fernando Marin,  
CTL Research Coordinator

eClass is the centrally supported Learning Management System (LMS) at the University of Alberta. It is used to host fully online courses, as an online companion to face-to-face courses, and for a wide range of non-credit and collaborative purposes.

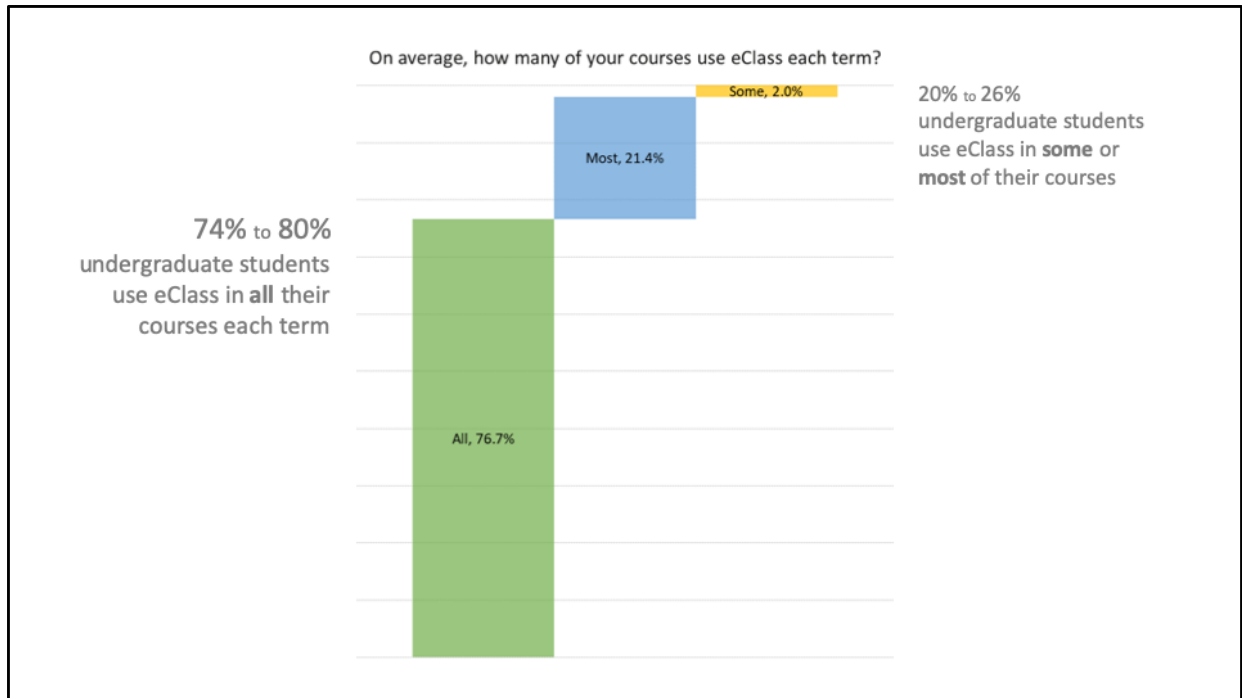
This survey was conducted by the Students' Union in collaboration with the Centre for Teaching and Learning (CTL) and Information, Services & Technology (IST). It was intended to obtain students' perspectives on how eClass was being used and how well it has met their needs.

The following results summarize 990 self-selected undergraduate and graduate participants' perspectives. 9 out of 10 respondents are undergraduate. Survey respondents represent 2.8% of undergraduates and 1.6% of graduates.

These results suggest specific instructional or design areas of strength and opportunity.

On average, how many of your  
courses use eClass each term?

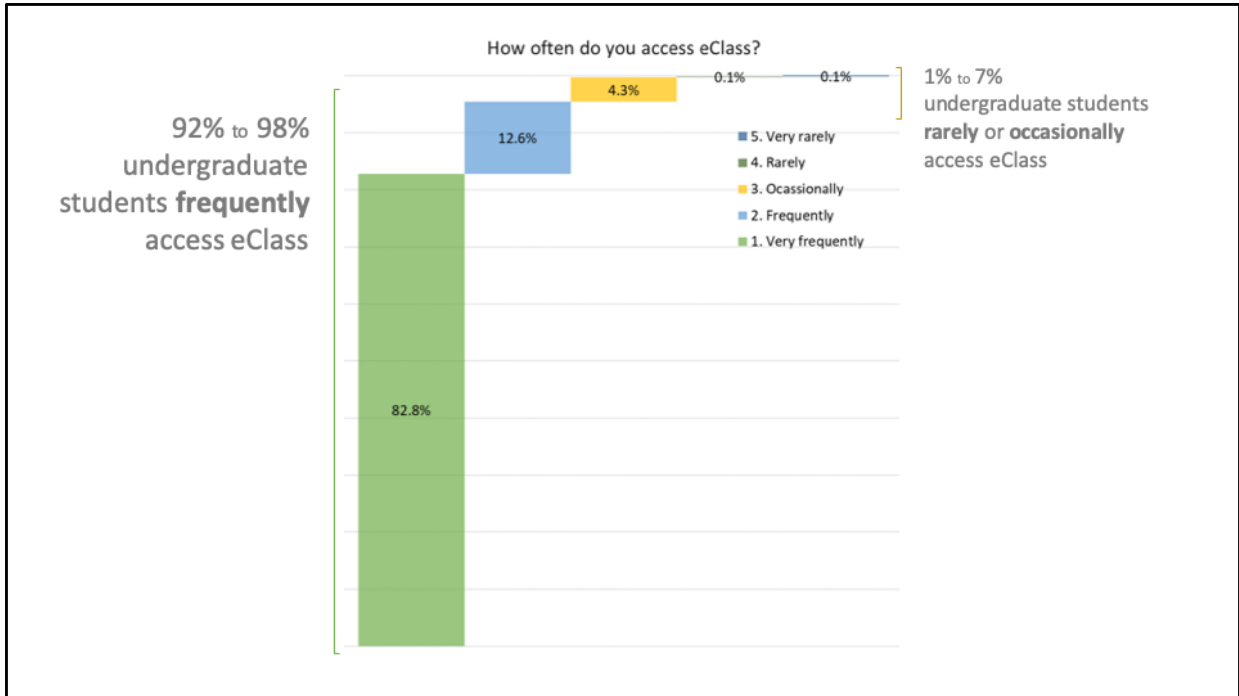
Survey results



All undergraduate students use eClass each term. There is a small proportion of undergraduate students that only use eClass for *some* (yellow) of their courses.

# How often do you access eClass?

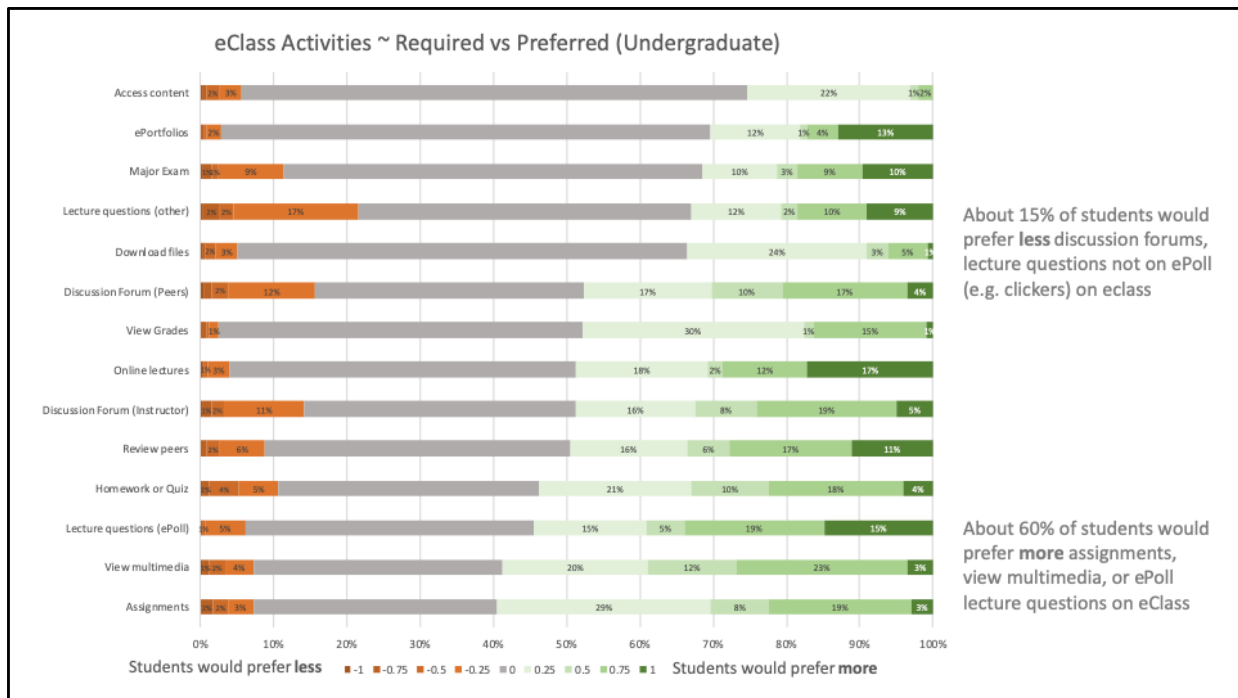
Survey results



Most undergraduate students *frequently* (blue) or *very frequently* (green) access eClass. A small proportion of students *rarely* (dark blue and green) or *occasionally* (yellow) access eClass.

Select how many of your courses  
**require** the following activities  
and which you would **prefer**

Compared survey results



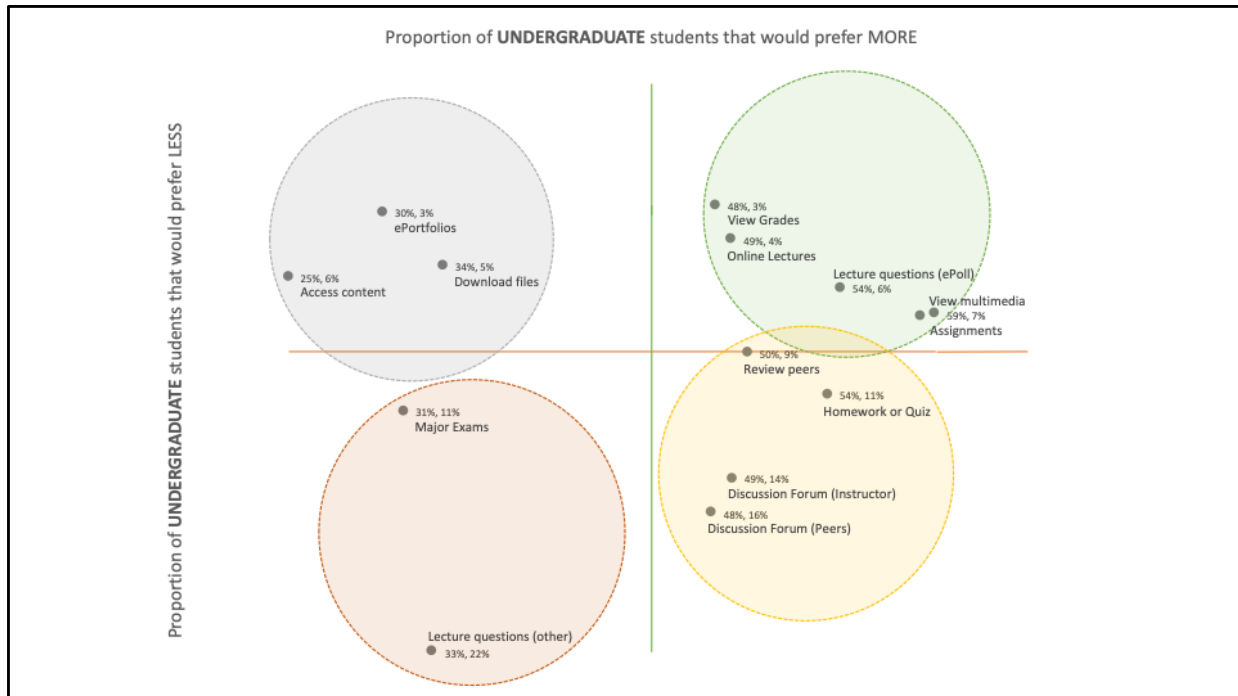
Proportion of students that are enthusiastic (would **prefer**) or oppose (would **not prefer**) the idea of having more of these eClass activities or resources.

Responses that are equal to zero (**grey**) mean that there is no difference between what is required and what students prefer.

Responses in negative (tones of **red**), represent proportion of students that would prefer LESS than what is currently required.

Responses with positive values (tones of **green**), represent proportion of students that would prefer to have MORE than what is currently required or offered.

The darker the tone (red or green), the stronger the preference.



Horizontal values represent proportions of students that would prefer **more**. A vertical **green line** indicates the average proportion of students.

Vertical values represent proportions of students that would prefer **less**. A horizontal **red line** indicates the average proportion of students.

Opportunity (**green area**): Activities with the largest proportion of students that would prefer to have them more and smallest that would not prefer them: view grades, online lectures, lecture questions (ePoll), assignments, and view multimedia.

Mixed Reactions (**yellow area**): High proportion of students that would prefer more but *ALSO* above average proportion of students that would prefer less or oppose the idea of more: review peers, homework or quiz, discussion forum with instructor or peers.

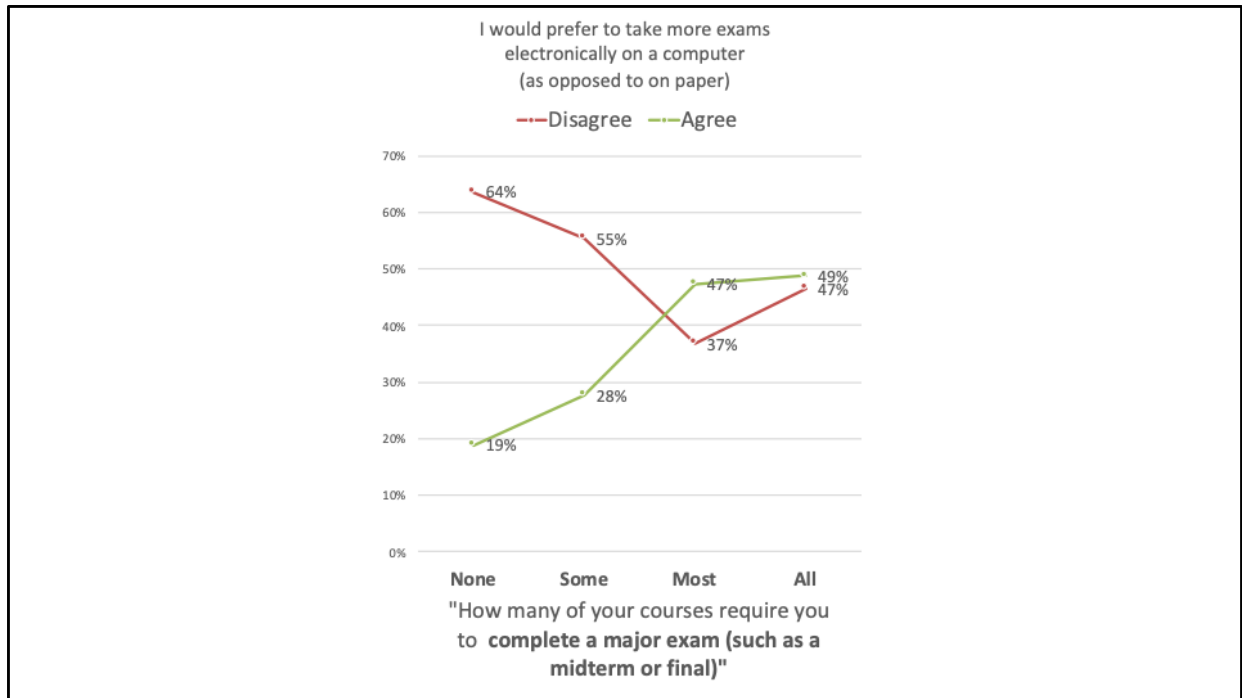
Status Quo (**grey area**): Lowest enthusiasm and lowest resistance for these activities: ePortfolios, access content or download files.

Risk (**red area**): Lower preference for and larger opposition to major exams and lecture questions (using other systems than ePoll, e.g. clickers).



I would prefer to take more exams  
electronically on a computer  
(as opposed to on paper)

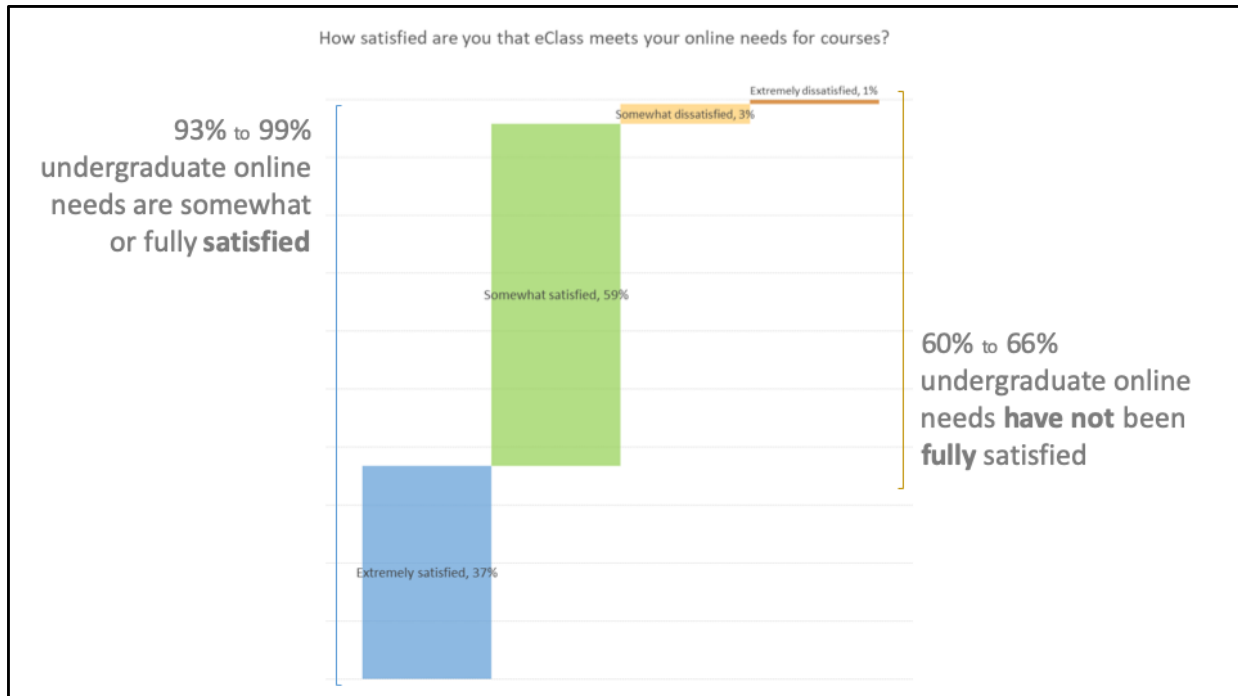
Compared survey results



Fear of the unknown? As students experience with electronic exams **increases** (is required in courses / horizontal categories “none, some, most, all”), resistance to taking more exams electronically **decreases** (would prefer more / vertical values)

How satisfied are you that  
eClass meets your online  
needs for courses?

Survey results



Since 33% to 40% undergraduate students' online needs have been *fully satisfied* (blue), there are opportunities to better understand and meet 60% to 66% students' online needs (green, yellow, red) that *have not been fully satisfied*.